



Service Info



Tensioner pulleys 531 0264 10 and 531 0780 10

Before installation, be sure to check the sleeve screw on the engine side

Manufacturer: Citroën, Fiat, Lancia, Peugeot, Suzuki, Toyota

Models:

Citroën: Berlingo , C4, C5, C8, C15, Evasion, Jumper, Jumpy, Xsara
Fiat: Ducato, Scudo, Ulysse
Lancia: Phedra, Zeta
Peugeot: 206, 306, 406, 607, 806, 807, Boxer, Expert, Partner
Suzuki: Grand Vitara, Vitara
Toyota: Corolla

Engines:

Citroën/Peugeot: 1.9 D, 2.0 HDI, 2.2 HDI,
Fiat: 1.9 D, 2.0 JTD, 2.2 JTD,
Lancia: 2.0 JTD, 2.2 JTD,
Suzuki: 2.0 HDI
Toyota: 1.9 D

Part no.: 531 0264 10
 531 0780 10

For current listing refer to catalogue media

When the tensioner pulley is removed from the vehicles listed here, it is absolutely essential to ensure that the sleeve screw (Fig. 1) on the engine side is securely installed.



Fig. 1: Sleeve screw on the engine side




Fig. 2: 531 0780 10 – Tensioner pulley with supplied screw




Fig. 3: 531 0264 10 - Tensioner pulley with supplied screw

If the sleeve screw is loose, it must be re-tightened with the appropriate tool to the specified tightening torque.

Failure to do so can result in toothed belt damage. In the worst case, this can in turn cause engine failure.




Fig. 4: Tensioner pulley with sleeve and fixing screw in the installed position

Please observe the vehicle manufacturer specifications!

You want more? We can help!

Phone: +44 (0) 1432 264 264*
 Fax: +44 (0) 1432 375 760
 hfd-info@schaeffler.com
 www.schaeffler-aftermarket.co.uk

* Calls from within the UK 08457 001100

Issued 01.2017 INA 0156 Technical content subject to change
 O.E. Manufacturer's names and numbers are used for reference purposes only
 © 2017 Schaeffler Automotive Aftermarket GmbH & Co. KG

