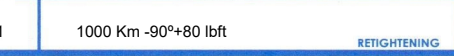



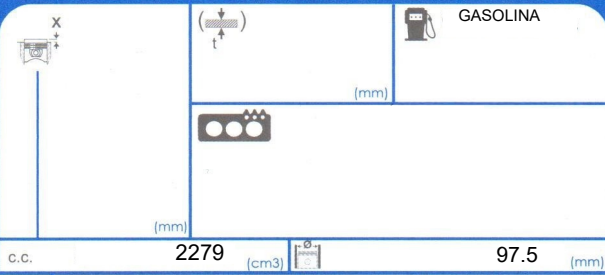


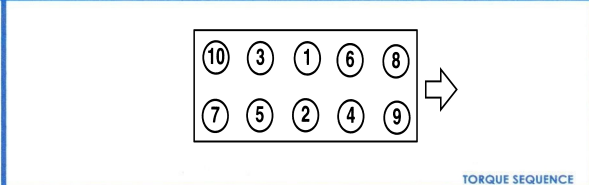
55004600

BEDFORD, OPEL



ROUGHNESS

	MLS	
ALUMINIUM ALUMINIO	0.5 / 1.0 µm	2.3 µm MAX
CAST IRON FUNDICIÓN	1.5 / 1.8 µm	3.8 µm MAX



-90° +
-180°
 < >

LOOSEN 90° AND TIGHTEN BOLT BY BOLT RESPECTING THE SPECIFIED TORQUE AND ORDER
 AJUSTAR 90° Y APRETAR TORNILLO A TORILLO CON EL PAR Y ORDEN ESPECIFICADOS
 LOOSEN ALL THE BOLTS
 AJUSTAR TODOS LOS TORNILLOS
 RUN THE ENGINE UNTIL TOTAL OPENING OF THE THERMOSTAT
 LET THE ENGINE COOL DOWN FOR 4 HOURS (WITH OPEN BONNET)
 OPEN THE CAP OF THE EXPANSION TANK OF THE WATER COOLING CIRCUIT
 ROTAR EL MOTOR HASTA LA APERTURA TOTAL DEL TERMOSTATO
 DEJAR ENRIAR EL MOTOR CUATRO HORAS (CAPOT ABIERTO)
 ABRIR EL TAPÓN DEL VASO DE EXPANSIÓN DEL CIRCUITO DEL AGUA DE REFRIGERACIÓN

AJUSA IS NOT RESPONSIBLE FOR ANY UPGRADE AFTER THIS DOCUMENT HAD BEEN PRINTED. FOR MORE INFO PLEASE SCAN THIS QR CODE OR VISIT OUR WEBSITE www.ojusa.es

AJUSA NO SE RESPONSABILIZA DE CUALQUIER ACTUALIZACIÓN POSTERIOR A LA IMPRESIÓN DE ESTE DOCUMENTO. PARA MAYOR INFORMACIÓN CAPTURE CON SU SMARTPHONE EL SIGUIENTE CÓDIGO QR O VISITE NUESTRA PÁGINA WEB www.ojusa.es