
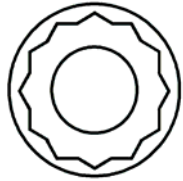
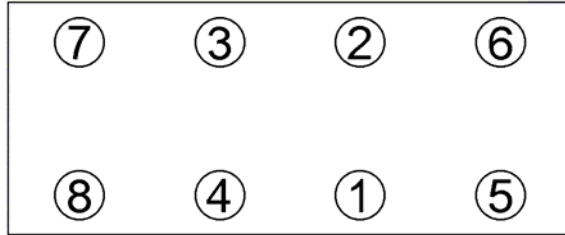



| | | |
|--------------------------------------------------|------------------------------------------------------------------------------------------|----------------------------------------------------------------------------------------------------------|
| Anziehvorschrift für Zylinderkopf | 325.630 passend für / suitable for adaptable à / adaptable a Opel |  Das Original |
| Tightening Instructions for Cylinder Head | | |
| Instructions de serrage pour culasse | | |
| Prescripciones de apriete para culatas | | |


Schraubenkopf / Head shape Anziehreihenfolge/Tightening sequence/Ordre de serrage/Orden de apriete
Tête de vis / Cabeza de tornillo



273.150
M12x146/175



Anziehen/ M12x146x1,5
Tightening/  39 Nm
Serrage/ > 110°
Apriete > 110°

M12x175x1,5
 39 Nm
> 130°
> 130°

Zeichenerklärung / Explanations / Explication / Explicacion

| | | | | |
|-------------------------------------------------------------------------------------|---------------------------------------------|------------------------------|--------------------------------|--------------------------------------|
|  | neue Zylinderkopf-schrauben verwenden | use new cylinder head bolts | utiliser des vis neuves | emplar tornillos nuevos |
|  | Warmlauf (80°C) | warm up time (80°C) | chauffage (80°C) | calentamiento (80°C) |
|  | Schrauben einzeln lösen und wieder anziehen | loosen and tighten each bolt | deserrer et serrer vis par vis | afojar y apretar tornillo a tornillo |
|  | Setzzeit | relaxation time | durée de tassement | tiempo de espera |
|  | Drehwinkel | torque angle | angle de serrage | ángulo de giro |

Motortyp / Engine type / Type de moteur / Tipo de motor

0,70 mm / 3 holes / right side

Y30DT 3,0 ltr. CDTi V6 Diesel
Signum, Vectra C

ElringKlinger AG, Max-Eyth-Str.2
72581 Dettingen / Erms. Tel. 07123/724 601

325.630